
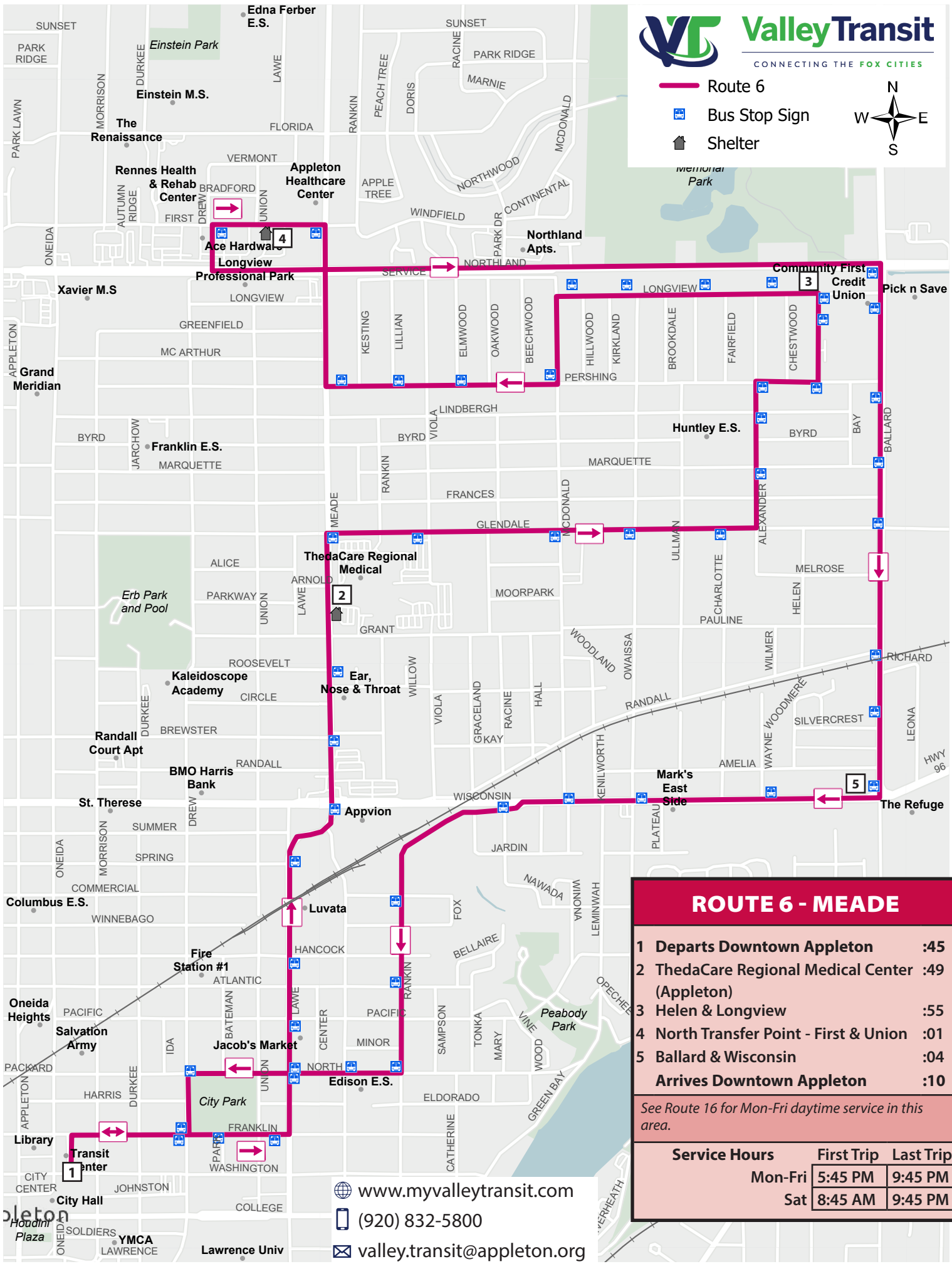


Route 6
 Bus Stop Sign




 Shelter


ROUTE 6 - MEADE

1 Departs Downtown Appleton	:45
2 ThedaCare Regional Medical Center (Appleton)	:49
3 Helen & Longview	:55
4 North Transfer Point - First & Union	:01
5 Ballard & Wisconsin	:04
Arrives Downtown Appleton	:10

See Route 16 for Mon-Fri daytime service in this area.

Service Hours	First Trip	Last Trip
Mon-Fri	5:45 PM	9:45 PM
Sat	8:45 AM	9:45 PM

 www.myvalleytransit.com
 (920) 832-5800
 valley.transit@appleton.org