

How to Download the Umo App for Valley Transit Bus Rides.



Valley Transit
CONNECTING THE FOX CITIES

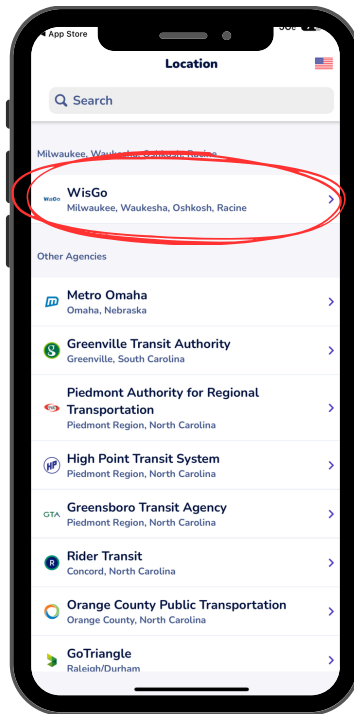


Step 1

Scan the QR code or use the link below to download the Umo app.

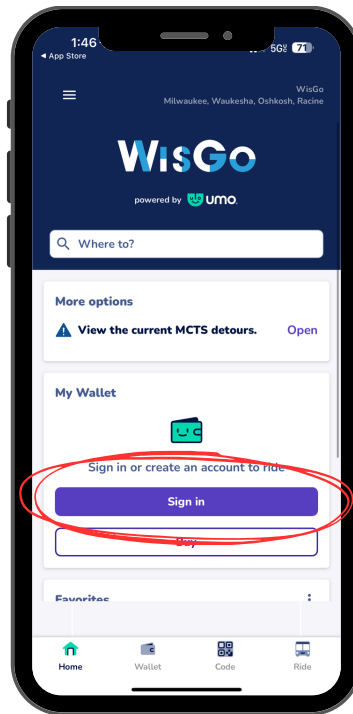
<https://tinyurl.com/587re4yj>

The app icon is shown below.



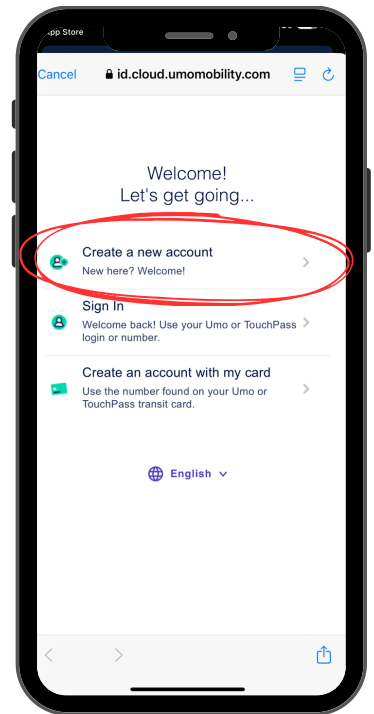
Step 2

Choose "WisGo" for the Location.



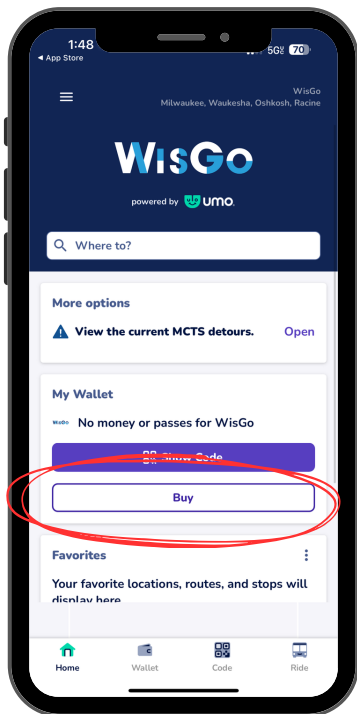
Step 3

Click "Sign in"



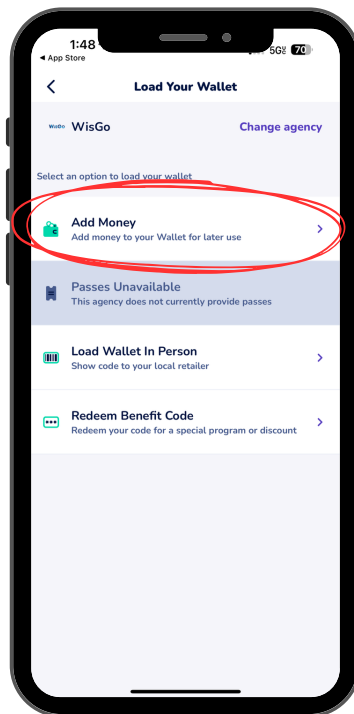
Step 4

Click "Create a new account." Please enter an **email address** for your account.



Step 5

Click "Buy."



Step 6

Click "Redeem Benefit Code."

Once there is money in your wallet, you are ready to ride. Just hit "Show Code" and scan the code at the onboard validator

Visit www.myvalleytransit.com to learn more about bus routes and schedules.